



and so the adventure begins...



Welcome to Humble Bee Farm!

We want you to enjoy your glamping experience.
This folder will provide you with lots of information.



Feedback Welcomed!

Here at Humble Bee Farm, we take the extra step to ensure all our guests thoroughly enjoy their stay.

All feedback is welcomed, whether positive or negative. Please feel welcome to talk to any member of the Humble Bee Team if we can improve any part of your stay, alternatively fill out one of our comment sheets which you will find at the back of this folder.

We will always try to put things right as soon as possible. Our aim is for you to have a very happy stay with us, so please let us know how we can help you make the most of your holiday.

All that is left is for you to relax, unwind and let us take care of the rest!

Many thanks for your help.

Low Noise Policy

Our guests choose Humble Bee Farm because it is in such a peaceful, rural location. As a Low Noise Policy site, everyone can enjoy a relaxing holiday on our working farm without any disturbance.

Our site is known for its low noise policy, which means:

- ❖ No loud music
- ❖ No parties
- ❖ No shouting
- ❖ No kids in the play park or sports field after 9pm
- ❖ Out of consideration for your fellow guests, conversation-level noise only after 9.30pm is expected

Please let us know if there are any problems, and we will try our best to help 'keep the peace'!

Thank you for your co-operation, and for helping us keep Humble Bee, a great place to BEE!



Out of Hours EMERGENCY contact
How to contact us on site, in the event of an emergency

Email - info@humblebeefarm.co.uk

Facebook - Humble Bee Farm

Landline - 01723 890 437

Mobile - 07905081357 - this is for emergency's only

Please note: you will get mobile signal at the road end of Humble
Bee's drive way

(please check the reception door and the notice board on reception
first, in case there has been a change in mobile number for a
particular evening)

Fire Procedure at Humble Bee

If you come across a fire at Humble Bee Farm, please alert as many people as possible by sounding the manual alarms on the glamping site. There are 3 in the following areas:

1. Near the play area on site.
2. Near the entrance to the sports field, close to Filey Brigg wigwam.
3. Half way down the camping dale.

Assembly point – opposite reception in front of the pond

Extinguishers can be found on the glamping site, and in reception.

Please call 999, and also alert the site management using the number below

07905081357 OR 01723 890438

Recycling at Humble Bee Farm

Here at Humble Bee we keen to help the planet in every way possible, and would love if our guests could take part too!

Please refer to the diagram below with regards to our recycle bins to ensure you are doing it correctly!

Thank you!

General Waste (the big bin on the left)

- Anything can go in this bin
- Glass bottles

The Recycling Bin (the smaller red one on the right)

- Clean items only
 - Cardboard
- Plastic bottles, pots, tubs and trays
 - Paper
- Food tins, and drinks cans
 - NO BLACK BAGS

There is also a tin dustbin near the bins for any disposable BBQ's & hot ashes only.

You will find our recycle station at the top of the site before the electric pitches.





Wigwam Lodges, Bransdale & Farndale include:

- Intergrated shower room with walk-in shower, towel rails radiator, hand basin, toilet, 1 toilet roll, hygiene bags, toothbrush cup, bath mat and a soap.
- Kitchen including electric hob, oven, toaster, kettle, fridge & microwave. Kitchen will also include the following items for 6 x guests:

<i>6 x teaspoons</i>	<i>Welcome refreshments</i>
<i>6 x spoons</i>	<i>2 x tea towels</i>
<i>6 x forks</i>	<i>Fry pan, large, medium & small.</i>
<i>6 x knives</i>	<i>Tongs, spoon, sloted</i>
<i>6 x bowls</i>	<i>spoon, soup ladle, sloted</i>
<i>6 x side plates</i>	<i>ladle</i>
<i>6 x dinner plates</i>	<i>Washing up bowl with</i>
<i>6 x mugs</i>	<i>liquid, j-cloth, sponge &</i>
<i>6 x wine glasses</i>	<i>Scourer</i>
<i>Bottle opener</i>	<i>Dining table, 4 table mats,</i>
<i>Tin opener</i>	<i>flowers in a vase & 4</i>
<i>3 x kitchen knives</i>	<i>chairs</i>
<i>2 x chopping boards</i>	<i>TV with freeview</i>
<i>2 x bin bags</i>	
- *Double bed*
- *Settee (making another double bed with two storage draws under) x 2*
- *Three cushions & blanket*
- *Wall heater*
- *Lockable French doors*
- *Patio dining set*
- *Use of charcoal BBQ*
- *Electric hot tub*
- *Dogs are welcome (tariff applied)*

Important hot tub safety procedure




At Humble Bee Farm health and safety of our hot tubs is paramount. We take hot tub care seriously as hot tubs can be dangerous if not looked after properly spawning disease such as legionnaires disease and hot tub lung.

Our hot tub maintenance team are trained to high standards. At Humble Bee the hot tubs are filled with fresh water just before your arrival and emptied, cleaned and filters changed when you leave. This ensures a fresh and healthy experience for each visitor.

As the lodges are a new build, this enables us to create a dedicated boiler system solely designed to service the hot tubs. There is also a drainage system that safely and efficiently empties the hot tubs enabling us to empty, clean and refill each hot tub for every guest. For guests staying more than one evening there are also daily water checks carried out as standard.

To use your hot tub, follow the below steps, and refer to the pictures which are in order below.

1. Use the black key fob on your lodge keys to unstrap the hot tub lid.
2. Fold the lever into the middle of the hot tub lid.
3. Open one side back onto the lid, before lifting the lever back to lift the lid which will sit behind the hot tub.
4. Using the control panel, press the left-hand side button twice to get the jets on, and press again to turn off.
5. Use the right-hand side button to turn the lights on if needed.
6. After use, repeat the above steps backwards and ensure the lid straps are secured.



Important hot tub safety procedure

1. To ensure the safe and enjoyable use of the hot tubs we request that you read through and adhere to the rules of this safety document.
2. The hot tub is provided for your enjoyment and relaxation, but as with all electrical items, please take care when using. The hot tubs are available for you to enjoy at any time, however we do reserve the right to prohibit the use.
 3. Shower with soap and water before and after using the hot tub. Showering before washes away many of the common skin bacteria's and removes lotions, deodorants and creams which reduce the effectiveness of the spa sanitizer which disinfects the water.
 4. Enter and exit the hot tub slowly.
 5. No jumping or diving.
 6. Do not bring glass in or near the hot tub
7. Elderly persons are pregnant women should consult a physician before using a hot tub.
 8. Children must be supervised by an adult
 9. Do not enter the hot tub if the temperature is over 37 degrees.
 10. Limit your soak time to 15 minutes and cool off before re-entry.
11. Anyone with diabetes, heart disease, high or low blood pressure, or any serious illness should consult a physician before entering the hot tub.
 12. Please do not sit or lie down on the hot tub cover.
 13. Please turn off the high jets after use.
 14. Please do not use soaps or oils in the hot tub.
15. Please remove all jewelry before entering the hot tub, as the sanitizer may discolor jewelry.
 16. Never use the hot tub alone
 17. Do not use any electrical appliances near or in the hot tub.
18. If an allergic reaction occurs, leave the hot tub and rinse off in the shower. If reaction persists contact reception.
19. Local ordinances require that the hot tub cover be replaced and securely strapped when the hot tub is not in use to prevent entry by the children aged 5 and under.
20. Any hot tub that needs to be shut down due to misuse will incur a £100 charge to clean and/or refill.
21. If using the hot tub after 10pm, please respect over guest and keep noise to a minimum.

How to use your TV in your Wigwam Lodge

Using the Panasonic TV remote, press the on button to turn the TV screen on, change channels and the volume.

Please note the TV has free-sat channels only.




Please take note of the volume of your TV and remember we are a low noise police site. We would appreciate it if the noise was of a level so it cannot be heard outside the wigwam.

Thank you for your co-operation







How to use the appliances in your wigwam lodge

Hob: Press the on button, (circled in green), then press the icon for which one you would like to use (circled in yellow), then press the + and - buttons (circled in blue) to adjust the temperature of that place. Once finished press the off button.




Oven: Please take care when opening the door as it will slide under the oven to make more space for you.

To turn on use the left dial to select a menu option (see the different ones below) and then on the right-hand side use this dial for the temperature.

Heating function	Use
 CircoTherm hot air	For baking and cooking on one or more levels. The fan distributes the heat from the ring heating element in the back panel evenly around the cooking compartment.
 CircoTherm gentle	For gently cooking selected types of food on one level without preheating. The fan distributes the heat from the ring-shaped heating element in the back panel around the cooking compartment. This heating function is used to measure both the energy consumption in air recirculation mode and the energy efficiency class.
 Pizza setting	For cooking pizza and dishes that require a lot of heat from underneath. The bottom heating element and the ring heating element in the back panel heat up.
 Grill, large area	For grilling flat items, such as steaks or sausages, for making toast, and for au gratin dishes. The whole area below the grill element becomes hot.
 Circo-roasting	For roasting poultry, whole fish and larger pieces of meat. The grill heating element and the fan switch on and off alternately. The fan circulates the hot air around the food.
 Top/bottom heating	For traditional baking and roasting on one level. Especially suitable for cakes with moist toppings. Heat is emitted evenly from above and below. This type of heating is used to measure the energy consumption in the conventional mode.

Shower: Using the left-hand dial turn it the appropriate way to select either the waterfall head, or the standard hose. Then use the right-hand dial to choose the temperature.



Heating: In your Wigwam Lodge you will see a tall white radiator. At the bottom of this near the floor there is a circular dial. Use the button in the top right (circled green) to move through the temperatures/levels (these are indicated with a blue light) and stop on one which you desire.





Hire of fire bowl's

There's nothing like the warmth and comfort of a fire bowl – toast marshmallows and crumpets, and relax under the stars!

Timber for fire bowls can be ordered at reception and **MUST be ordered by 5pm.**

Your timber will be delivered to your Wigwam, Bell tent, Yurt or pitch by 6pm.

Price of a fire bowl is £10 per night. You cannot burn your own wood onsite.

Please ensure your fire bowl is fully extinguished before you go to sleep. If you require any help or further information, please don't hesitate to ask.

You can purchase matches, extra firelighters and marshmallows from reception during opening times.

Fire Bowl Safety

A real fire with dreamy flames really makes a glamping holiday, and we want you to enjoy your fire bowl during your stay with us.

So to stay safe, please read these 'Do's and Don'ts' and make the most of your glamping experience.

- Always follow instructions for lighting your fire bowl.
- Only use the specially seasoned wood provided. You are not permitted to bring or use your own timber. You can order timber from Reception during office hours. Our seasoned wood has excellent burning quality and complies with safety requirements of our working farm.
- When your firebowl is lit, ensure nothing is leaning against it.
- Remember firebowls get very, very hot. Children should be supervised AT ALL TIMES.
- To enjoy your firebowl, light it during times you will be in or very near your Wigwam/Yurt. NEVER light your burner and then leave the site.
- Never place anything on top of the log burner. The residual heat lasts a long time and even if the embers look like they're out, it is NOT safe to place anything on or near the log burner.
- NEVER leave your firebowl unattended and please ensure the firebowl is completely 'out' at the end of the evening.

Please note, fire extinguisher provided in each Wigwam/Yurt. Please see site map for site fire extinguisher



How to light your fire bowl

- Remove safety grid
- Ignite the waxling lighters provided
- Slowly and carefully add the logs, one at a time until the fire starts to burn
- Place the safety grid (optional) over the top – this then allows the fire bowl to be used for cooking.
- Please ensure all flames are extinguished before going to bed



BBQ

How to Use Humble Bee Farm Bespoke Charcoal BBQ

Our special charcoal BBQs have been hand-made by a local blacksmith and provide great heat for cooking purposes. We also sell charcoal in reception.

- Purchase your charcoal from Reception during office hours – 9am-5pm.
 - Remove the top grill from the barbeque.
 - Place the charcoal bag in the bottom of the BBQ
 - Ignite the charcoal brown bag and the charcoals should catch.
- Ensure when adding additional charcoal that you use your tongs as the charcoal gets VERY HOT.
 - Replace the grill and start cooking!

Ensure the charcoal is safely 'out' before the end of the night. You can dispose of any hot ashes or disposable bbqs in our tin dustbin near the recycling bins.



Disposable BBQs **MUST NOT be used inside Wigwams, tents, Yurts, Bell Tents, campers or caravans and must be raised off the grass**

Humble Bee Farm Wigwams
& Your Dog

Humble Bee Farm is a dog-friendly site. We have working dogs of our own: Mr Alfie Bumble (a Border Collie), Molly (a Jack Russell) & Winston (a Dachshund). Please note dogs are NOT allowed in the Yurts, thank you.

We have some polite requests if you have brought your dog:

Do not leave your dog unattended in your Wigwam. As we are a working livestock farm, please keep your dog on a lead AT ALL TIMES.

Please ask about our dog walks around the farm

Please clean up after your dog – use a poop-a-scoop or doggy bags, thank you

You can put dog waste in the dog waste bin, near the red BIFFA bin

Dogs are NOT allowed in the children's play area, thank you

Ask about dog-friendly beaches in the area: there are dog restrictions on some local beaches (beach restrictions usually apply from May to September each year). We hope you and your dog enjoy your stay at Humble Bee Farm!



Emergency Directions

In case of emergency: In the event of an emergency, **you can dial 999** from your mobile phone. You can also contact John or Julia if you wish to use a landline phone. The mobile phone signal operates from the end of the drive here at Humble Bee Farm. If urgent, do not hesitate to contact us. There is also an emergency telephone list in this welcome pack.

Scarborough Hospital is the closest general hospital with an accident and emergency department.

Postcode: YO12 6QL

Directions to the hospital from your Humble Bee Farm: leave the farm by following the steep track, at the entrance turn left and follow the road down to Flixton.

At the junction turn left and follow the road to the Staxton Roundabout.

At the roundabout, take the second exit headed towards Scarborough on the A64. Straight on at the next roundabout (second exit). Straight on at the next roundabout (second exit).

Follow A64 to the next roundabout, second exit.

Keep on the A64, pass the Retail park (on your right), keeping in the left hand lane.

At the next set of lights keep in the left hand lane to go straight on.

Turn left at the next set of lights onto Falsgrave Road.

Then at the mini roundabout, turn right onto Scalby Road (You will see signs for the hospital from here)

Follow the road to the next roundabout, straight on, first exit.

Follow the road until the second set of traffic lights. At the second set move into the left hand lane and turn left.

Follow the road until you see the Hospital car park on your right hand side.



Important telephone numbers

**Scarborough Hospital -
01723 368111 (main switchboard)**

NHS Advice number - 111

**Hunmanby doctor's surgery, Hungate Lane, Hunmanby -
01723 890280**

**Filey doctor's surgery, Station Avenue -
Emergency - 01723 515881
Appointments - 01723 515666**

**One of Filey's dentists is D Cuningham, 3 Hope Street, Filey -
01723 512135**

**Filey Vets Practice, 1 Station Avenue, Filey -
01723 513119**

**The coastguard -
01262 672317**

**The police -
0845 6060247**

**Fire and Rescue Service -
01609 780150**

In an emergency, call 999



NEW FOR 2020 - Drinks License!

We are now selling a selection of wine in our shop/reception.

Choose from White, Red, Rose or Prosecco!

Full size wine bottles - £9.95

Prosecco - £12.00

Individual sized wine - £3.50

Also selling a range of Pipers Crisps - 95p per pack

Visit the shop to purchase between 9-5pm!

Remember to please drink responsibly and you must be over 18
to purchase

Terms and Conditions

For group bookings, (more than 2 units) please contact Humble Bee Farm on 01723 890 437. This must be discussed prior to booking and all members of the group need to read and accept the terms and conditions. Please see group terms at the bottom of this page.

- **Cancellations:** we do not give refunds to any bookings made under any circumstances. However, if you give us at least 1 month's notice we can release your dates for resale, and if we manage to resell your booking then we can offer you alternative dates. If we don't manage to resell your booking, or we are given less than a month's notice you will, unfortunately, lose the booking and the money paid.
- Please note, in the unfortunate event of a system error with bookings, we do reserve the right to cancel / refund your booking.
- All accommodation strictly NO SMOKING
- All glamping and camping arrival time from 2pm-5pm. Cottages from 3pm-5pm. If you are going to be arriving after 5pm, please let us know to make arrangements.
- Departure is strictly by 10am for all accommodation
- Sub letting of accommodation forbidden
- Online bookings paid in full at the time of booking
- Tariffs cover the number of guests/dogs discussed at the time of booking.
- Day guests are permitted at Humble Bee, but we must be advised prior to their arrival and their cars must be left at reception
- If any damage is made or the accommodation is left in an unsatisfactory way, this will incur additional charges
- Items left behind must be claimed within two weeks of departure, postal charges will apply
- Guests are not permitted to remove anything from the accommodations
- We do not accept bookings from unaccompanied adults ages 21 or under
- Well behaved dogs are welcome in all accommodation apart from Yurts & Bell Tents. Tariff applies. Please be responsible for your pet and clean up after it. They must be kept on a lead at all times and cannot be left unaccompanied.
- It is not permitted to burn your own wood on our site. ONLY Humble Bee Farm fire pits are allowed and we have these to hire at £10 per night including the wood.
- There are charcoal BBQ disposal areas near the bins. All glamping accommodation comes with use of a charcoal BBQ, and you can bring your own charcoal or we do sell it in reception.
- Disposable BBQs must not be placed directly onto the grass
- Chinese lanterns are strictly prohibited
- We are a low noise policy site, please consider other guests and keep noise to a minimum, especially after 9pm.
- Music is NOT permitted onsite
- Speed limit on site is 5mph around the park
- No commercial vans are allowed on site without prior notice
- There is 1 parking space available with each accommodation, if you are bringing more we will need to be notified before arrival and a tariff will apply

- Please use the appropriate bin areas / recycle areas available. Ask reception if unsure.
- Please let us know of any repairs required to your accommodation
- The owners reserve the right to enter your accommodation to do any repairs during your stay
- The owners of the park reserve the rights to ask guests not observing the conditions to leave the park without refunds and with immediate effect
- Please ensure you have checked your tent / caravan size will fit on our pitches. (please check the website for details, or call us if in doubt)
- Humble Bee reserves the right to add/remove any special offers at any time. Special offers/discounts do not apply to any existing bookings made before the release date of the special offer. They are all subject to availability and cannot be used with any other offer unless stated.
- The play park is strictly open 9am-9pm and all of the safety signs in the play area should be followed at all times during use of the play area.
- Sports field is strictly open 9am-9pm for guests use and children must be supervised at all times
- Children must not be left unaccompanied at any times
- As we are a working farm please take extra care when you are in the surrounding fields and the car park as there will be frequent passing machinery/vehicles
- **British Weather:** UK weather can be unpredictable and whilst we supply certain facilities and equipment, it is still camping and you are responsible for your own well-being and comfort regarding bringing the appropriate clothing & footwear. Please note the bell tents and yurts are canvas, and during prolonged heavy rain the tents may leak. We cannot be held responsible for poor weather conditions during your stay.
- Gas canisters unfortunately cannot be disposed of at Humble Bee Farm, you will need to take this home with you
- If using a hot tub please make sure you have read the instructions in the cottage/wigwam welcome folder. Please note that these are for the cottage/wigwam guests only and you are responsible for any damages caused when using the hot tub. Please note we cannot guarantee that the hot tub will be up to temperature at your time of arrival.
- **If you are booking a WIGWAM LODGE, you are required to pay a refundable £100 deposit when you make the booking. This is refunded after departure if the lodge is left as found. It is the customers responsibility to phone us on 01723 890437 to request the deposit back after 24 hours have passed after departure, and this will be refunded over the phone between 9-5pm.**

Group booking Terms & Conditions

It is essential that the entire group is aware of the following, the group leader who will make the booking is responsible for ensuring everyone has seen these. The below terms are to be adhered along with the usual Terms and Conditions above.

- A group booking is more than 2 units, our maximum group that we will accept is 6 units. (apart from New Years Eve, the maximum is 2 units)
- There has to be 1 group organizer, who is responsible for the booking, all payments, and all documentation.
- Group bookings cannot be made separately online
- Once a group booking is confirmed, any additional bookings must be brought to our attention before they are made.
- All members of the group will need to call at reception on arrival to check in
- Only guests who originally booked are permitted to stay on site.
- No music is permitted on site
- You are not permitted to bring your own campfire / wood. We have fire pits & wood available to hire.
- Please respect other guests and remember we are a low noise policy site. Noise must be kept to a minimum after 9:00pm and if this is not adhered to then we reserve the right to ask you to leave.
- Children must be kept under control and not left unattended on the site. The park is open 9am-9pm
- Humble Bee is a peaceful location, and is not a 'party' venue.
- Any rubbish must be collected up and placed in our rubbish/recycle areas
- If you are booking 6 units, we will require a £50 refundable deposit per family. If we unfortunately have to ask your group about noise level etc during your stay, the deposit will be lost. It is the customers responsibility to phone us on 01723 890437 to request the deposit back after 24 hours have passed after departure, and this will be refunded over the phone between 9-5pm.

It is expected that all visitors have read and understood these terms and conditions

Wigwam Lodge Damage Deposit

If you are booking a WIGWAM LODGE, you are required to pay a refundable £100 deposit when you make the booking.

This is refunded after departure if the lodge is left as found.

It is the customers responsibility to phone us on 01723 890437 to request the deposit back after 24 hours have passed after departure, and this will be refunded over the phone between 9-5pm.

Please note this includes cover for the lodge interior, exterior, patio, patio equipment and the hot tub.

We thank you for your understanding.



Join the many who are already Humble Bee Farm's Facebook Friends, Twitter Tweeters and Instagram followers!

You will receive the latest farmyard updates and be among the first to know about special offers, last minute availability, and competitions

Facebook: www.facebook.com/humblebeefarm

Twitter: @humblebeefarm

Instagram: humblebeefarm

And read our blog on our website: www.humblebeefarm.co.uk

Find us on TripAdvisor too!
Humble Bee Farm Cottages
Luxurious holiday accommodation
in the heart of the Yorkshire Wolds

For that romantic break or well-earned holiday, why not consider Humble Bee Cottages?



Site Map of Humble Bee Farm





[Door step walks at Humble Bee Farm!](#)

One of the nicest ways to explore Humble Bee Farm is on foot.

We have two fabulous walks on the farm: **Piggy Back Walk** which also includes our interactive Nature Trail. Depending on your speed of walking, this circular route takes around 25-mins and covers a grass-covered path around one of Farmer Percy's fields.

The other trail is the **Bumble Bee Dale** which takes you past Farmer Percy's barns and up a steep path towards the cattle fields, before turning left and following the edge of Humble Bee's crops. This walk is considerably longer lasting around one hour of fast walking time. All our farm walks require proper footwear and walking gear so you can enjoy them in comfort.

Our farm borders the **Yorkshire Wolds Way National Trail**, which wends its way to Filey through the beautiful Yorkshire Wolds countryside. The distance of the Yorkshire Wolds Way is 109-miles from Filey to Hull and was featured in a recent TV programme. **The Cleveland Way National Trail** is also one of the most beautiful in England and celebrates its 50th anniversary in 2019. This trail can be picked up at Filey and heads all the way up the coast towards Whitby and beyond. This trail can be started in Filey and forms a large arc from the coast before heading inland to Helmsley.

There is also the Fordon Dales Walk, right on our doorstep. Which is a lovely 5 mile walk, however there is a short cut if needed! Please ask in reception for the map!

Local Numbers

Bus - Local bus timetable - <http://www.yorkbus.co.uk/times> (please note, no buses pass Humble Bee Farm due to the location)

Train – The train station closest to Humble Bee Farm is 5 miles away in Seamer.

Taxi:

Nippy Taxi (based in Scarborough) 01723 377 377

Station Taxis (based in Scarborough) 01723 366 366

Lazer Radio Taxis (based in Filey) 01723 515515

Tide Time

Filey - <https://www.tidetimes.org.uk/filey-bay-tide-times>

Scarborough - <https://www.tidetimes.org.uk/scarborough-tide-times>

Tourism Bureau

01723 383636

Camping Equipment

Reighton Accessory Centre YO14 9SE (01723 892 842)

Mountain Warehouse Scarborough YO11 1UH (01723 367558)

B&Q Scarborough YO12 4DJ (01723 500477)

BATA Scarborough <http://www.bataltd.co.uk/seamer-country-store> - YO11 3YQ (01723 584455) - Sells gas canisters for your BBQs and other accessories.

Local Supermarkets

Morrisons 2.5 miles away (Eastfield) YO11 3YN (01723 581820)

Proudfoots (Seamer) YO12 4QD (01723 863168)

Tesco (Filey) YO14 9AH (0345 0269628)

Tesco (Scarborough) YO11 2PN (0345 6779614)

The police – 0845 6060247

Fire and Rescue Service - 01609 780150

Dog Friendly/Beaches

As dogs are very welcome here at Humble Bee Farm, this guide is designed to help you and your furry friends have an enjoyable stay in the area.

Beach Bans from 1st May – 30th September

- Whitby
- Sandsend
- Scarborough
- Filey
- Bridlington
- Hornsea
- Withernsea

However, there are many dog friendly beaches in the area too!

- Hunmanby gap
- Cayton Bay
- Danes Dyke
- Reighton Sands
- Skipsea
- Fraisthorpe beach

Dog Friendly Places (dogs must be kept on a lead)

- Whitby Abbey
- Burton Agnes Hall
- Scarborough Castle
- Yorkshire Coastal Walk
- Falling Foss
- Sewerby Hall
- Castle Howard
- Eden Camp
- Yorkshire Air Museum

Shops

Pets at Home Scarborough YO12 4DH - 0845 6009705

Pets R Wright - Filey YO14 0EH - 01723 516067

Four Oaks Pet Supplies YO12 4PX - 01723 863633



On leaving your Wigwam Lodge

All good things come to an end, so on your day of departure, please ensure the following have been done - and don't forget, the good news is, you can always come back for another Wigwam holiday! Or you could always try our luxury holiday cottages, beautiful bell tents, Nomadic Yurts or our sea front apartment, St Kitts, in Filey.

- **Unplug the fridge**
- **Switch off the heater**
- **Check lights inside and outside are switched off**
- **The bbq is left clean and safe**
- **The wigwam key is left in the lodge or passed to reception staff**
- **All refuse to be disposed of in the Biffa skip**

Thank you very much for your co-operation and we look forward to seeing you again soon.